




421/422/423 SERIES

METAL TO METAL (TWO PIECE) CONNECTOR



FEATURES:

- .200" (5.08mm) Contact Spacing x .300" (7.62mm) Row Spacing with staggered Grid
- Mount into .062" (1.57mm) or .093" (2.36mm) Nominal Thickness P.C. Board by Soldering and/or Staking of P.C. Tails
- Edacon Hermaphroditic Contact Mating Design
- Mounting Hole and Guide Pin Options
- 421 Series Designed to mate with Non-Card Guide Versions of 408 or 415 Series, 422 Series, 438 Series Designed to mate with Card Guide Versions of 408 or 415 Series, 423 Series Designed to mate with 424 or 438 Series
- RoHS Compliant & UL Recognized

Specifications:

Insulator Material	UL 94V-0 Diallyl Phthalate, Green Color
Contact Material	Copper Alloy
Contact Plating	Gold Plating over Nickel over entire contact
Current Rating	10A Continuous
Contact Resistance	10 milliohms maximum
Dielectric Withstanding Voltage	2000 VAC rms at sea level
Insulation Resistance	5000 Megohms minimum
Operating Temperature	-65°C to +125°C
Insertion Force	2 to 16 Oz (0.56 to 4.45N) per contact position
Withdrawal Force	2 to 16 Oz (0.56 to 4.45N) per contact position

Example Part Number: **423-041-520-102**

Series _____

Total Number of Contacts _____

Contact Code _____

Card Slot Width and Mounting Options _____

Series

421
422
423

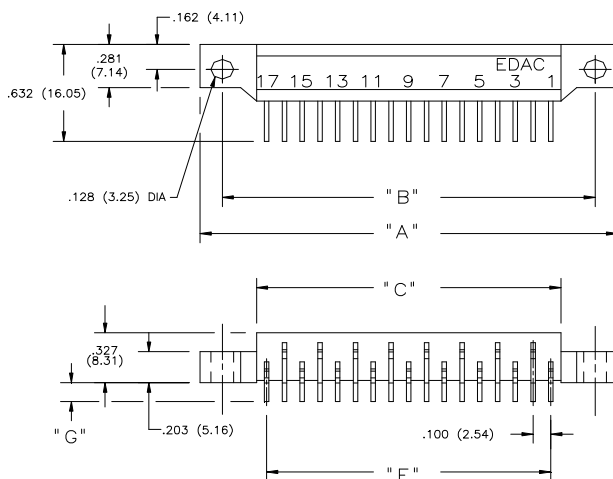
Insulator Mounting Option

.128 (3.25) Dia. Mounting Holes
No Mounting Holes
.128 (3.25) Dia. Mounting Holes and
Guide Pins as per MIL-C-21097

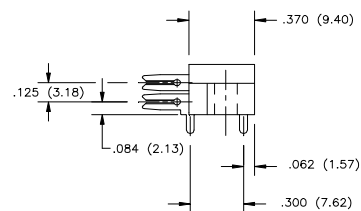
Contact Code	Description & Tail Size	Tail Length "G"
520	P.C. Tail .044 x .025 (1.12 x 0.64)	.122 (3.10)
521	P.C. Tail .044 x .025 (1.12 x 0.64)	.153 (3.89)

Total Number of Contacts

017, 023, 029, 35, 041 or 047



421 SERIES CONNECTOR

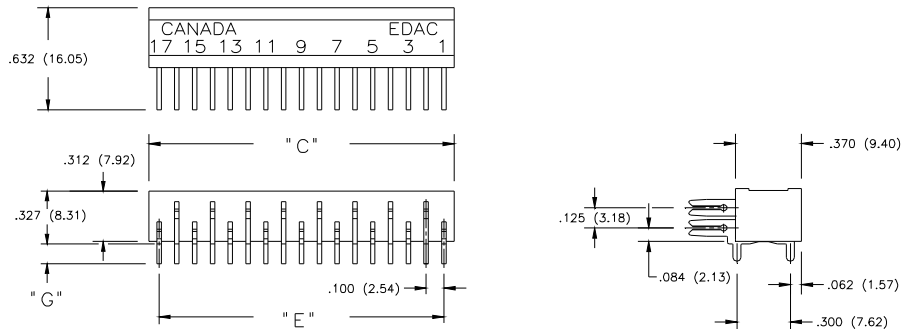




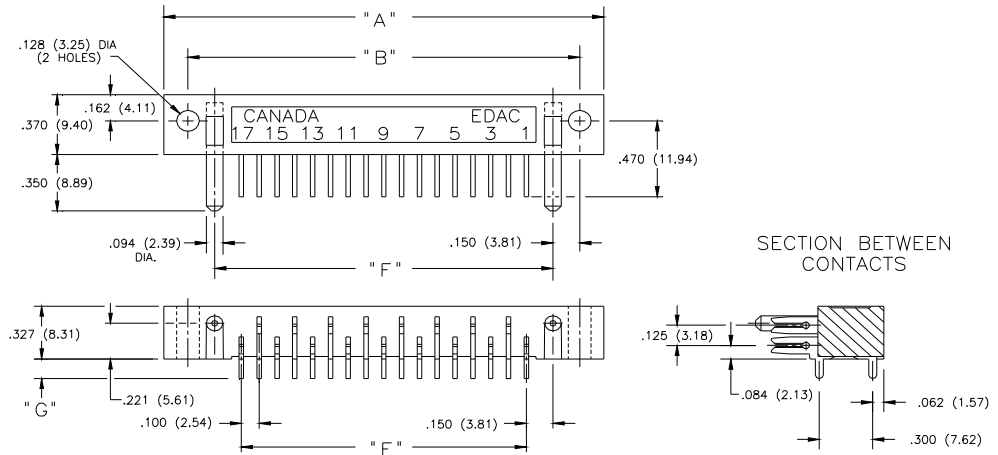
421/422/423 SERIES

METAL TO METAL (TWO PIECE) CONNECTOR

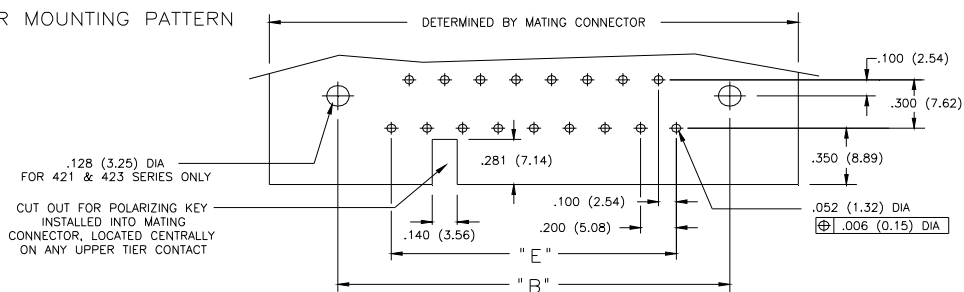
422 SERIES CONNECTOR



423 SERIES CONNECTOR



CONNECTOR MOUNTING PATTERN



NUMBER OF CONTACTS	"A"		"B"		"D"		"E"		"F"					
	421		423		421		423		421, 422		421, 422, 423		423	
	inch	mm	inch	mm	inch	mm	inch	mm	inch	mm	inch	mm	inch	mm
17	2.370	60.20	1.470	37.34	2.100	53.34	1.200	30.48	1.714	43.54	1.600	40.64	1.900	48.26
23	2.970	75.44	3.070	77.98	2.700	68.58	2.800	71.12	2.314	58.78	2.200	55.88	2.500	63.50
29	3.570	90.68	3.670	93.22	3.300	83.82	3.400	86.36	2.914	74.02	2.800	71.12	3.100	78.74
35	4.170	105.92	4.270	108.46	3.900	99.06	4.000	101.60	3.514	89.26	3.400	86.36	3.700	93.98
41	4.770	121.16	4.870	123.70	4.500	114.30	4.600	116.84	4.114	104.50	4.000	101.60	4.300	109.22
47	5.370	136.40	5.470	138.94	5.100	129.54	5.200	132.08	4.714	119.74	4.600	116.84	4.900	124.46